



SERVICE BULLETIN NO. 97

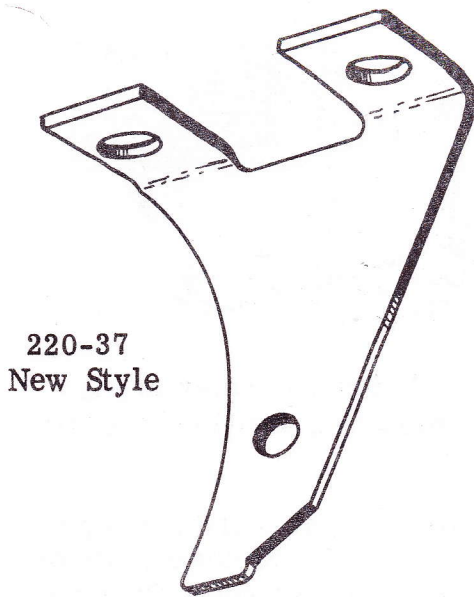
SEC. VIII, DIV. A
SERVICE BULLETIN
ISSUED, FEB., 1963
Revised April, 1965

INSTALLATION OF RE-DESIGNED OIL DISTRIBUTOR 220-37 AND ROD LOCK 148-42

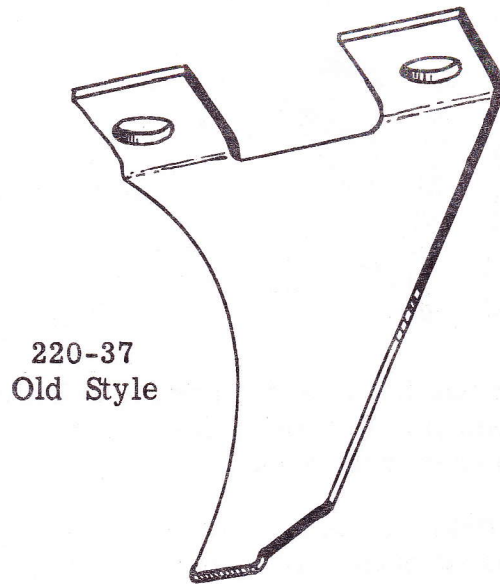
The 4007 (220-37) Oil Distributor has been re-designed. The new Oil Distributor will carry the same part number, however, it will have a $3/16$ hole drilled in the lower part for identification, and is manufactured from $5/64$ metal. The older 220-37 Oil Distributor was made of $3/64$ metal.

When installing the new style Distributor the 148-42 Rod Lock must be used in place of the 304-114 Rod Lock as called for in the past. Care should be taken when installing new Rod Lock 148-42. Crimp ends so sufficient clearance between Rod and Block and Camshaft is maintained.


CAUTION: If no Oil Distributor is required or the old style Oil Distributor is reused, the old style Rod Lock, Part No. 304-114 must be used.



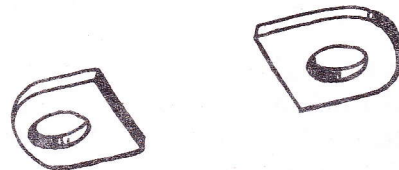
220-37
New Style



220-37
Old Style



148-42
Rod Lock



304-114
Rod Lock